



# BETHEL UNIVERSITY

## Sexual Assault Items from Campus Life Survey 2023-2024

**Summary.** Items on sexual assault at Bethel were included for the first time in the spring 2015 Campus Life Survey. We have also included them in the 2016, and 2018-2023 Campus Life Surveys. (We did not distribute a Campus Life Survey in 2017.) The items are from the document “Climate Surveys: Useful Tools to Help Colleges and Universities in Their Efforts to Reduce and Prevent Sexual Assault” found on the *Not Alone* website (<https://www.notalone.gov/assets/ovw-climate-survey.pdf>). *Not Alone* has done an excellent job of collating the best survey items on college sexual assault from the leading researchers around the country. We use 16 items from the survey. However, some items are only displayed if the student indicated that they had been sexually assaulted or someone had attempted to assault them.

### Primary Findings

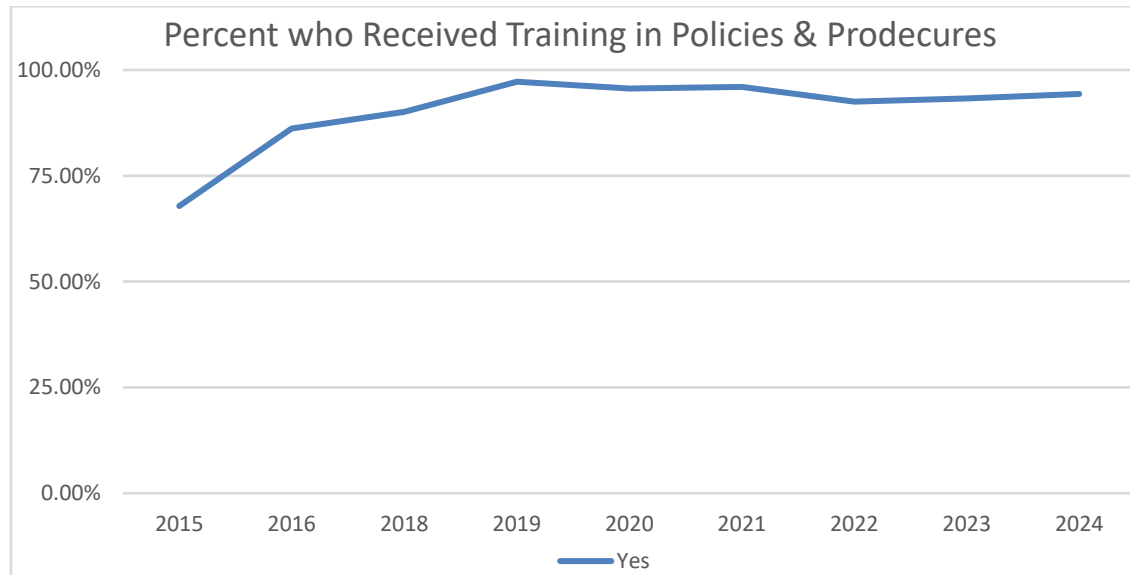
- In 2023-24, **6\* out of 506 students (1.2%)** indicated that since the beginning of fall semester 2023 someone affiliated with **Bethel sexually assaulted them or someone attempted to sexually assault them**. Four of these students were women and two were men. **None of these students** indicated that they **used formal procedures to report the assault or attempted assault**. These results are a little lower compared to 2022-23, where 10 out of 589 students (1.7%) indicated that someone affiliated with Bethel sexually assaulted them or someone attempted to sexually assault them. Out of these 10 students, 2 indicated that they used formal procedures to report the assault.
- This year we saw higher ratings compared to 22-23 for the following items:
  - ***How useful did you think the (sexual assault) training was?***
  - ***If a friend or I were sexually assaulted, I know where to go to get help.***
  - ***I understand Bethel’s formal procedures to address complaints of sexual assault.***
  - ***I have confidence that Bethel administers the formal procedures to address complaints of sexual assault fairly.***

\*When summing up the total number of “Yes” responses to the four sexual assault items it adds up to nine. However, some students responded “Yes” to more than one of the four items, which leads to the total of six students who reported that someone sexually assaulted them or attempted to sexually assault them.

**Below are each of the items from the sexual assault portion of the survey.**

**Have you received training in policies and procedures regarding incidents of sexual assault (e.g. what is defined as sexual assault, how to report an incident, confidential resources, procedures for investigating)?**

From 2015 to 2019 there was a steady increase in the percentage of students who say that they have received training in policies and procedures regarding incidents of sexual assault. This reached its high point in 2019 (97.33%) and has plateaued over the past couple of years (between 93% and 96%).



Year	Answer	%
2024	Yes	94.31%
2023	Yes	93.24%
2022	Yes	92.55%
2021	Yes	96.00%
2020	Yes	95.60%
2019	Yes	97.33%
2018	Yes	90.06%
2016	Yes	86.20%
2015	Yes	67.85%

## Have you received training in prevention of sexual assault?

The results in 2023-24 were a little higher compared to the previous three years.

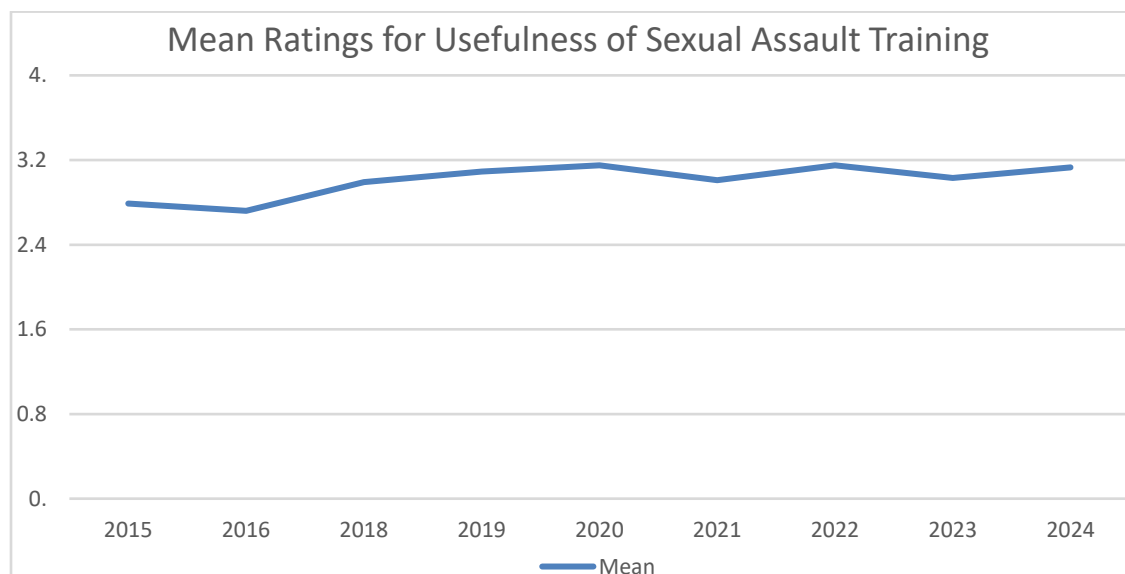
Year	Answer	%
2024	Yes	85.46%
2023	Yes	82.74%
2022	Yes	83.17%
2021	Yes	82.78%
2020	Yes	89.22%
2019	Yes	88.81%
2018	Yes	79.17%
2016	Yes	77.76%
2015	Yes	56.14%

## How useful did you think the training was?

There was a small increase in the ratings of the usefulness of the sexual assault training in 2023-24 compared to last year.

Answer	2024	2023	2022	2021	2020	2019	2018	2016	2015
Not useful	8.54%	10.89%	8.62%	9.24%	6.5%	9.45%	8.50%	12.99%	11.21%
Slightly useful	18.96%	20.33%	21.67%	24.58%	21.59%	20.04%	26.52%	30.36%	29.31%
Somewhat useful	33.75%	32.85%	28.72%	30.04%	32.25%	31.76%	32.29%	33.44%	33.79%
Moderately useful	28.13%	26.32%	27.68%	28.36%	29.91%	29.49%	22.67%	18.02%	20.69%
Very useful	10.63%	9.62%	13.32%	7.77%	9.75%	9.26%	9.92%	5.19%	5.00%

	2024 Mean	2023 Mean	2022 Mean	2021 Mean	2020 Mean	2019 Mean	2018 Mean	2016 Mean	2015 Mean
How useful did you think the training was?	3.13	3.03	3.15	3.01	3.15	3.09	2.99	2.72	2.79



**The ratings for all three of the items below increased in 2023-24. The most notable increase was for the item *I have confidence that Bethel administers the formal procedures fairly.***

Item	2024 Mean	2023 Mean	2022 Mean	2021 Mean	2020 Mean	2019 Mean	2018 Mean	2016 Mean	2015 Mean
If a friend or I were sexually assaulted, I know where to go to get help.	4.03	3.93	3.94	3.91	3.97	4.03	3.84	3.81	3.71
I understand Bethel's formal procedures to address complaints of sexual assault.	3.91	3.85	3.80	3.78	3.91	3.87	3.64	3.43	3.00
I have confidence that Bethel administers the formal procedures to address complaints of sexual assault fairly.	3.90	3.61	3.70	3.58	3.79	3.87	3.78	3.72	3.50

**Before students were asked if they had been sexually assaulted, they were given the following definitions for unwanted sexual contact.**

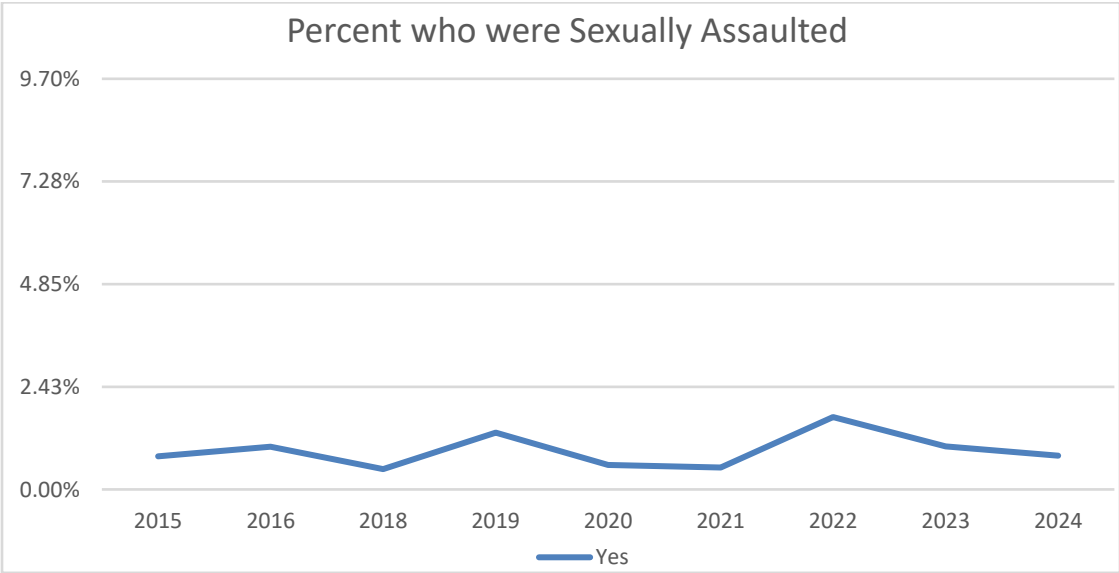
NOTE: These next set items may be uncomfortable for you to read. However, they are very important. Please respond honestly.

This section asks about nonconsensual or unwanted sexual contact you may have experienced. When you are asked about whether something happened, please think about what has happened since the beginning of the academic year (beginning of fall semester 2019). The person with whom you had the unwanted sexual contact could have been a stranger or someone you know, such as someone you were dating or going out with. These questions ask about five types of unwanted sexual contact:

- a. forced touching of a sexual nature (forced kissing, touching of private parts, grabbing, fondling, rubbing up against you in a sexual way, even if it is over your clothes)
- b. oral sex (someone’s mouth or tongue making contact with your genitals or your mouth or tongue making contact with someone else’s genitals)
- c. sexual intercourse (someone’s penis being put in your vagina)
- d. anal sex (someone’s penis being put in your anus)
- e. sexual penetration with a finger or object (someone putting their finger or an object like a bottle or a candle in your vagina or anus)

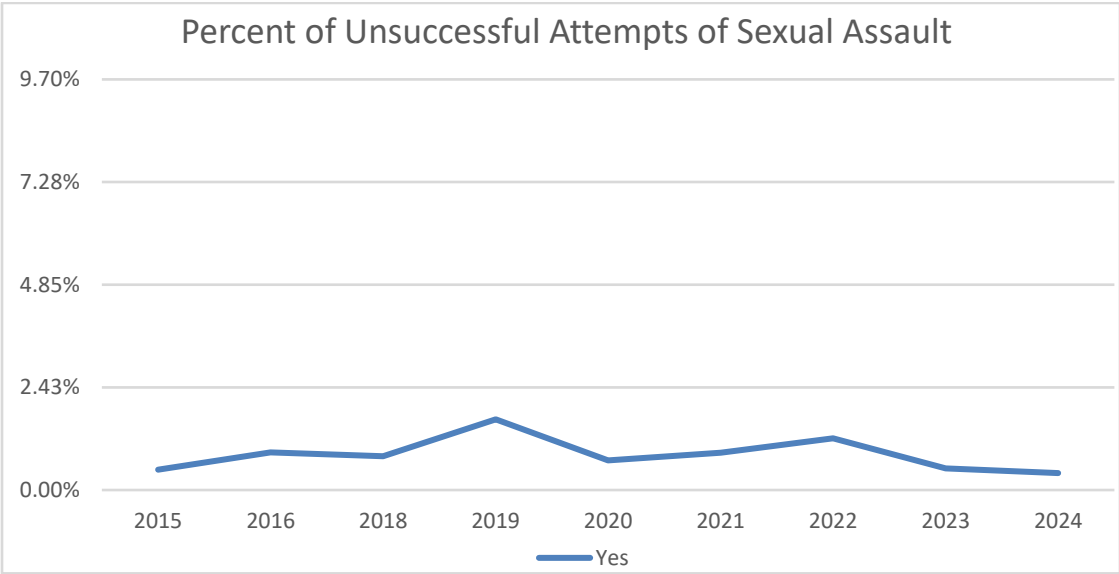
**Since the beginning of fall semester, has anyone affiliated with Bethel had sexual contact with you by using physical force or threatening to physically harm you?**

Similar results compared to previous years. We had a very low percentage of students who said they had been sexually assaulted. In 2023-24, four students (0.8%) responded “yes” to this item.



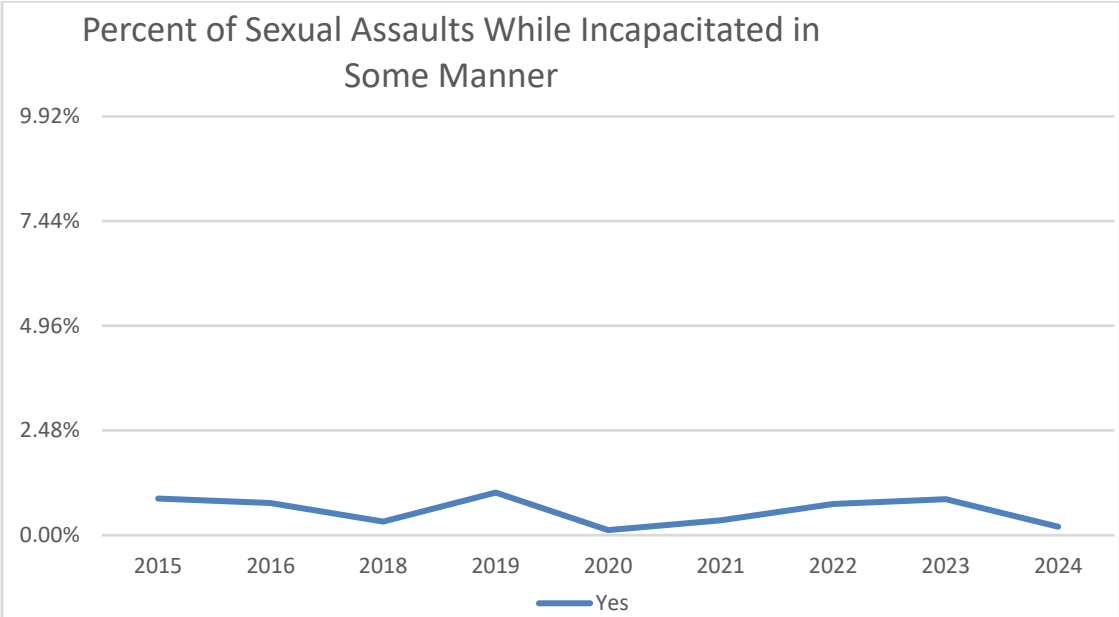
**Since the beginning of fall semester, has anyone affiliated with Bethel attempted but not succeeded in having sexual contact with you by using or threatening to use physical force against you?**

Again, the numbers for attempted sexual assault are similar to previous years and are low (two students, 0.4%) compared to national reporting on college campuses.



Since the beginning of fall semester, has someone affiliated with Bethel had sexual contact with you when you were unable to provide consent or stop what was happening because you were passed out, drugged, drunk, incapacitated, or asleep? This question asks about incidents that you are certain happened.

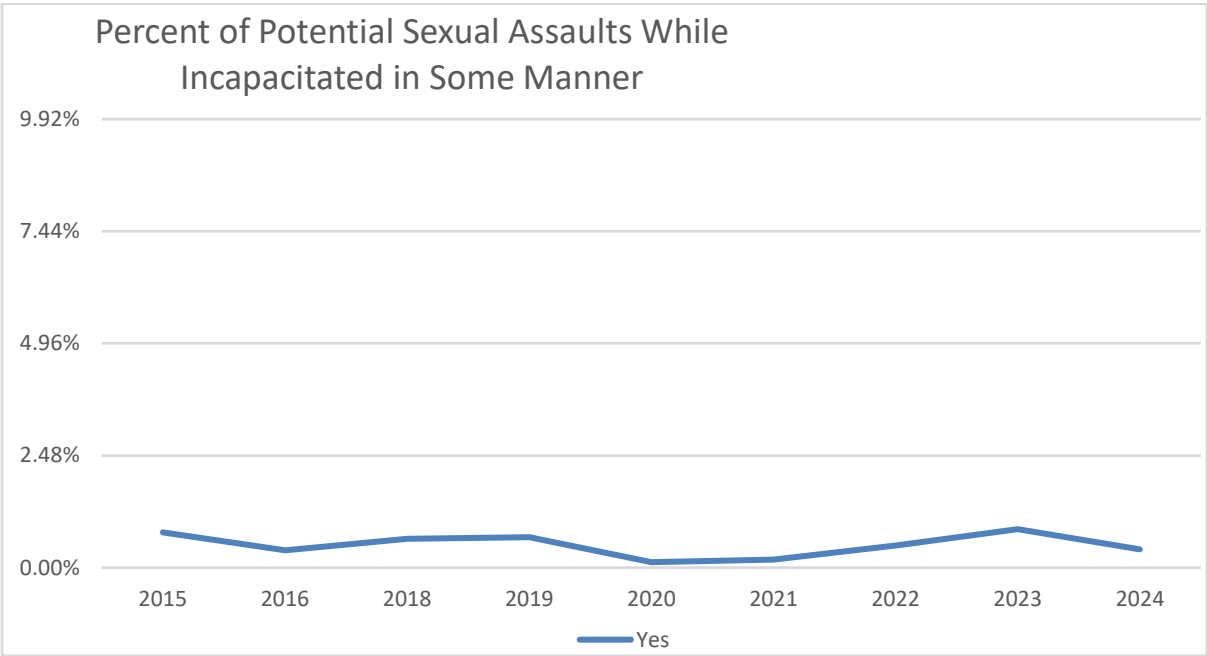
Similar to previous years, few students (one student, 0.2%) indicated that they were sexually assaulted while passed out, drugged, drunk, incapacitated, or asleep.





Since the beginning of fall semester, have you suspected that someone affiliated with Bethel has had sexual contact with you when you were unable to provide consent or stop what was happening because you were passed out, drugged, drunk, incapacitated, or asleep? This question asks about events that you think (but are not certain) happened.

In 2023-24 two students (0.4%) reported that they think (but were not certain) they were sexually assaulted while passed out, drugged, drunk, incapacitated, or asleep.



**When the person had sexual contact with you by using or threatening you with physical force, which of the following happened? Please check all that apply.**

Answer	2023-24 Count	2022-23 Count	2021-22 Count	2020-21 Count	2019-20 Count	2018-19 Count	2017-18 Count	2015-16 Count	2014-15 Count
Forced touching of a sexual nature	3	4	4	2	2	4	1	4	6
Oral sex	2	1	2	1	0	3	2	1	2
Sexual intercourse	1	2	1	1	3	2	1	3	1
Anal sex	1	0	1	1	0	1	0	1	0
Sexual Penetration with a finger or object	2	1	1	0	0	4	1	2	1
Total Assaulted	9	7	8	3	5	8	3	8	8

Earlier you indicated that since the beginning of fall semester, someone has had sexual contact with you when you were unable to provide consent or stop what was happening because you were passed out, drugged, drunk, incapacitated, or asleep. The questions below ask about that experience. When the person had sexual contact with you when you were unable to provide consent or stop what was happening because you were passed out, drugged, drunk, incapacitated, or asleep, which of the following happened? Please check all that apply.

Answer	2023-24 Count	2022-23 Count	2021-22 Count	2020-21 Count	2019-20 Count	2018-19 Count	2017-18 Count	2015-16 Count	2014-15 Count
Forced touching of a sexual nature	1	2	1	3	1	4	3	2	4
Oral sex	0	1	2	0	0	1	1	0	3
Sexual intercourse	0	1	0	1	0	3	1	2	4
Anal sex	0	0	0	0	0	1	0	0	1
Sexual Penetration with a finger or object	1	1	2	0	0	3	4	1	4
Total Assaulted	2	3	3	2	1	6	9	6	9

**Who did you tell about the incident? Choose all that apply.**

Answer	2023- 24 Count	2022- 23 Count	2021- 22 Count	2020- 21 Count	2019- 20 Count	2018- 19 Count	2017- 18 Count	2015- 16 Count	2014- 15 Count
no one	2	2	4	4	2	4	0	4	5
roommate	1	5	2	2	4	5	3	2	4
close friend other than roommate	2	5	4	2	5	2	3	6	6
parent or guardian	0	2	2	0	1	2	2	0	2
other family member	1	1	0	0	1	1	1	0	2
counselor	1	3	1	1	1	2	3	0	2
faculty or staff	1	2	0	0	1	0	3	0	1
residence hall staff	0	0	0	1	1	0	3	0	2
police	0	1	0	1	0	0	2	1	0
romantic partner (other than the one e. other family member who did this to you)	0	2	1	1	0	1	2	0	2
campus sexual assault advocate	2	1	0	1	1	2	1	0	1
other	0	3	1	1	0	0	0	0	1

**If you did not tell anyone, why? Choose all that apply.**

Answer	2023-24 Count	2022-23 Count	2021-22 Count	2020-21 Count	2019-20 Count	2018-19 Count	2017-18 Count	2015-16 Count
Ashamed/embarrassed	1	0	2	2	2	3	3	3
Is a private matter – wanted to deal with it on my own	0	0	1	3	2	4	2	8
Concerned others would find out	0	0	0	0	0	6	1	2
Didn't want the person who did it to get in trouble	0	0	1	3	1	3	1	3
Fear of retribution from the person from the person who did it	0	0	2	2	0	3	0	0
Fear of not being believed	1	0	2	1	0	5	2	2
I thought I would be blamed for what happened	0	0	2	2	0	5	2	2
Didn't think what happened was serious enough to talk about	0	1	1	4	1	2	2	3
Didn't think others would think it was serious	0	0	1	3	0	1	1	3
Thought people would try to tell me what to do	0	0	0	0	0	2	1	1
Would feel like an admission of failure	0	0	0	0	0	2	1	0
Didn't think others would think it was important	0	0	1	1	0	1	2	0
Didn't think others would understand	0	0	1	1	0	2	1	2
Didn't have time to deal with it due to academics, work, etc.	0	0	1	1	0	6	2	3
Didn't know reporting procedure on campus	0	0	1	1	0	1	1	2
Feared I or another would be punished for infractions or violations (such as drinking)	0	0	1	0	0	2	2	1
I did not feel the campus leadership would solve my problem	1	0	1	1	1	4	1	1

I feared others would harass me or react negatively toward me	0	0	0	0	0	2	2	2
I thought nothing would be done	1	0	1	2	1	6	0	3
Didn't want others to worry about me	0	0	0	1	0	2	1	1
Wanted to forget it happened	1	0	2	1	0	5	1	2
Had other things I needed to focus on and was concerned about (classes, work)	1	0	0	1	1	5	1	1
Didn't think the school would do anything about my report	1	0	1	0	1	4	0	1
Other	1	0	2	0	1	1	1	1

### Did you use the formal procedures to report the incident(s)?

Answer	2023-24 Count	2022-23 Count	2021-22 Count	2020-21 Count	2019-20 Count	2018-19 Count	2017-18 Count	2015-16 Count	2014-15 Count
Yes	0	2	0	1	0	4	5	0	1
No	2	2	4	6	9	9	2	10	14
Total	2	4	4	7	9	13	7	10	15

### Did university formal procedures help you deal with the problem?

Answer	2023-24 Count	2022-23 Count	2021-22 Count	2020-21 Count	2019-20 Count	2018-19 Count	2017-18 Count	2015-16 Count	2014-15 Count
Didn't help me at all	0	2	0	1	0	0	0	0	0
Helped me a little	0	0	0	0	0	0	0	0	1
Helped, but could have helped more	0	0	0	0	0	0	1	0	0
Helped me a lot	0	0	0	0	0	3	4	0	0
Completely solved the problem	0	0	0	0	0	1	0	0	0

At the end of the sexual assault portion of the Campus Life Survey, students were provided with the following resources.

If you are concerned about any of the topics covered in the previous sexual assault items, or if you would like more information or reading material on this topic, please contact one of the resources below.

For Relationship Violence:

Bethel Counseling Services: 651.635.8540

Ramsey County SOS Sexual Violence Services: **651.266.1000, answered 24/7**

National: 1-800-799-SAFE

[www.loveisrespect.org](http://www.loveisrespect.org)

For Sexual Assault:

Bethel Counseling Services: 651.635.8540

Ramsey County SOS Sexual Violence Services: **651.266.1000, answered 24/7**

National: 1-800-656-HOPE

<https://ohl.rainn.org/online>

Text "campus" to 22522